

Thursday, January 21, 2010
2:34 PM

BcePred Prediction Server

The server displays [1.GRAPHICAL RESULT](#) [2.TABULAR RESULT](#) [3.Overlap Display](#)

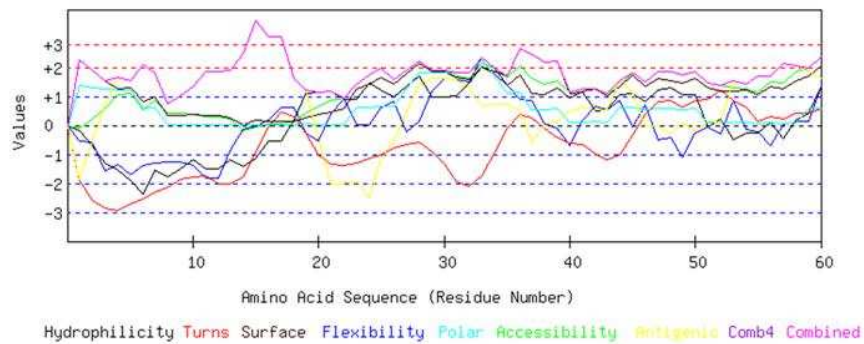
seqname=RV1980C

```
Seq=  VRIKIFMLVTAVLLCCSGVATAAPKTYCEELKGTDTGQACQIQMSDPAYNINISLPSYY  
      PDQKSLENYIAQTRDKFLSAATSSTPREAPYELNITSATYQSAIPPRGTQAVLKVYQNA  
      GGTHPTTTYKAFDWDQAYRKPIYDILWQADTDPLPVVFPVQGELSKQTGQQVSIAPNA  
      GLDPVNYQNEAVTNDGVIFFFNPGELLPEAAGPTQVLVPRSAIDSMILA
```

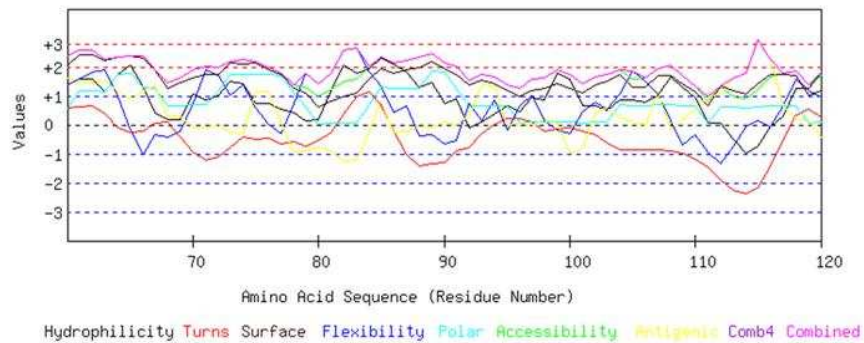
Length=228

GRAPHICAL RESULT

GRAPHICAL RESULT :: SEQ 1 to 60



GRAPHICAL RESULT :: SEQ 61 to 120



215Q	0.073	-0.007	1.075	-0.830	0.948	0.060	<u>2.219</u>	2.219	-0.830	0.505
216V	-0.155	0.357	1.328	-1.225	1.267	0.079	<u>2.438</u>	2.438	-1.225	0.584
217L	-0.022	0.453	1.515	-1.592	1.467	0.684	<u>2.217</u>	2.217	-1.592	0.675
218V	0.060	0.333	1.468	-1.342	1.467	0.684	<u>2.336</u>	2.336	-1.342	0.715
219P	-0.186	0.968	1.141	-1.050	1.093	0.642	<u>1.163</u>	1.163	-1.050	0.539
220R	-0.458	1.465	1.122	-0.808	1.084	0.642	<u>0.896</u>	1.465	-0.808	0.563
221S	0.756	0.538	1.477	-0.683	1.394	1.126	<u>0.452</u>	1.477	-0.683	0.723
222A	1.401	-0.522	1.748	-0.498	1.558	1.144	<u>0.023</u>	1.748	-0.522	0.693
223I	1.002	-0.522	1.496	-0.383	1.330	1.143	<u>-0.252</u>	1.496	-0.522	0.545
224D	0.155	0.057	0.982	-0.124	0.866	0.523	<u>0.184</u>	0.982	-0.124	0.377
225S	-0.123	-0.228	0.832	-0.434	0.711	0.503	<u>-0.986</u>	0.832	-0.986	0.039
226M	-0.256	-0.829	0.375	-0.964	1.030	0.563	<u>-0.986</u>	1.030	-0.986	-0.152
227L	0.250	-0.460	0.057	-1.409	1.367	0.622	<u>-2.318</u>	1.367	-2.318	-0.270
228A	-0.382	-0.001	-0.672	-1.504	1.367	0.193	<u>-3.319</u>	1.367	-3.319	-0.617

[TOP](#)

Overlap Display

Selected Programs: hydro flexi access turns surface polar antipro

Respective Threshold: 1.9 2 1.9 2.4 2.3 1.8 1.9

The predicted B-cell epitopes are shown in blue colour and underlined.

Sequence	<u>¹VRIKIFMLVTAWLLCCSGVATAAPKTYCEELKGTDTGQACQIQMSDPAYNINISLPSYYPDQKSLENYIAQTRDKFLSAATSSTPREAPYELNITSATYQSAIPPRGTQAVVLKVVQNAGGT</u>
Hydrophilicity	<u>¹VRIKIFMLVTAWLLCCSGVATAAPKTYCEELKGTDTGQACQIQMSDPAYNINISLPSYYPDQKSLENYIAQTRDKFLSAATSSTPREAPYELNITSATYQSAIPPRGTQAVVLKVVQNAGGT</u>
Flexibility	<u>¹VRIKIFMLVTAWLLCCSGVATAAPKTYCEELKGTDTGQACQIQMSDPAYNINISLPSYYPDQKSLENYIAQTRDKFLSAATSSTPREAPYELNITSATYQSAIPPRGTQAVVLKVVQNAGGT</u>
Accessibility	<u>¹VRIKIFMLVTAWLLCCSGVATAAPKTYCEELKGTDTGQACQIQMSDPAYNINISLPSYYPDQKSLENYIAQTRDKFLSAATSSTPREAPYELNITSATYQSAIPPRGTQAVVLKVVQNAGGT</u>
Turns	<u>¹VRIKIFMLVTAWLLCCSGVATAAPKTYCEELKGTDTGQACQIQMSDPAYNINISLPSYYPDQKSLENYIAQTRDKFLSAATSSTPREAPYELNITSATYQSAIPPRGTQAVVLKVVQNAGGT</u>
Exposed Surface	<u>¹VRIKIFMLVTAWLLCCSGVATAAPKTYCEELKGTDTGQACQIQMSDPAYNINISLPSYYPDQKSLENYIAQTRDKFLSAATSSTPREAPYELNITSATYQSAIPPRGTQAVVLKVVQNAGGT</u>
Polarity	<u>¹VRIKIFMLVTAWLLCCSGVATAAPKTYCEELKGTDTGQACQIQMSDPAYNINISLPSYYPDQKSLENYIAQTRDKFLSAATSSTPREAPYELNITSATYQSAIPPRGTQAVVLKVVQNAGGT</u>
Antigenic Propensity	<u>¹VRIKIFMLVTAWLLCCSGVATAAPKTYCEELKGTDTGQACQIQMSDPAYNINISLPSYYPDQKSLENYIAQTRDKFLSAATSSTPREAPYELNITSATYQSAIPPRGTQAVVLKVVQNAGGT</u>

[TOP](#)

[Home](#)

Thursday, January 21, 2010
2:37 PM

BcePred Prediction Server

The server displays [1.GRAPHICAL RESULT](#) [2.TABULAR RESULT](#) [3.Overlap Display](#)

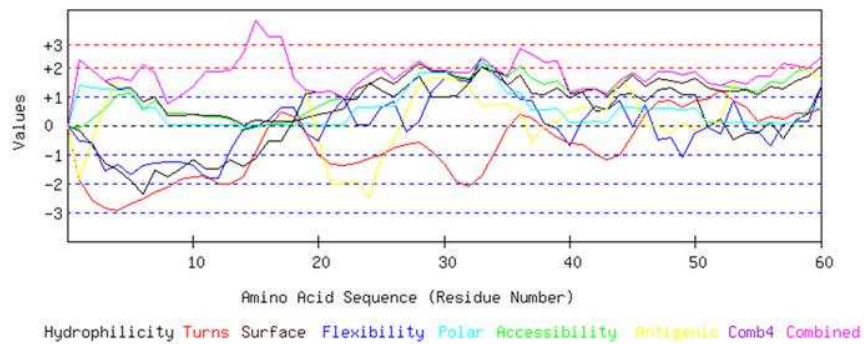
seqname=RV1980C

```
Seq=  VRIKIFMLVTAVLLCCSGVATAAPKTYCEELKGTDTGQACQIQMSDPAYNINISLPSYY  
      PDQKSLENYIAQTRDKFLSAATSSTPREAPYELNNTSATYQSAIPPRGTQAVLKVYQNA  
      GGTHPTTTYKAFDWDQAYRKPIYDILWQADTDPLPVVFPVQGELSKQTGQQVSIAPNA  
      GLDPVNYQNEAVTNDGVIFFFNPGELLPEAAGPTQVLVPRSAIDSMILA
```

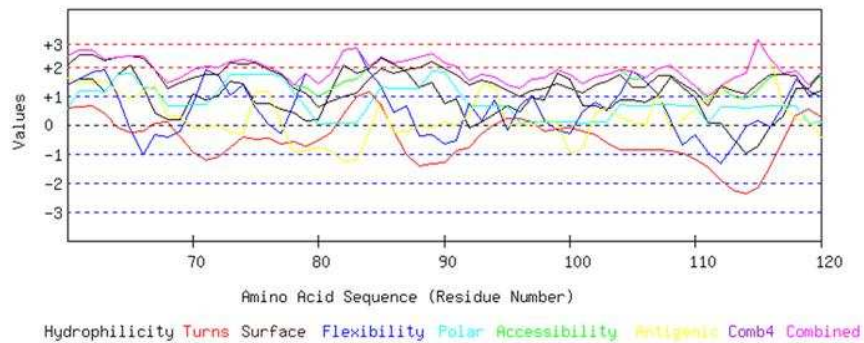
Length=228

GRAPHICAL RESULT

GRAPHICAL RESULT :: SEQ 1 to 60



GRAPHICAL RESULT :: SEQ 61 to 120



215Q	0.073	-0.007	1.075	-0.830	0.948	0.060	<u>2.219</u>	2.219	-0.830	0.505
216V	-0.155	0.357	1.328	-1.225	1.267	0.079	<u>2.438</u>	2.438	-1.225	0.584
217L	-0.022	0.453	1.515	-1.592	1.467	0.684	<u>2.217</u>	2.217	-1.592	0.675
218V	0.060	0.333	1.468	-1.342	1.467	0.684	<u>2.336</u>	2.336	-1.342	0.715
219P	-0.186	0.968	1.141	-1.050	1.093	0.642	<u>1.163</u>	1.163	-1.050	0.539
220R	-0.458	1.465	1.122	-0.808	1.084	0.642	<u>0.896</u>	1.465	-0.808	0.563
221S	0.756	0.538	1.477	-0.683	1.394	1.126	<u>0.452</u>	1.477	-0.683	0.723
222A	1.401	-0.522	1.748	-0.498	1.558	1.144	<u>0.023</u>	1.748	-0.522	0.693
223I	1.002	-0.522	1.496	-0.383	1.330	1.143	<u>-0.252</u>	1.496	-0.522	0.545
224D	0.155	0.057	0.982	-0.124	0.866	0.523	<u>0.184</u>	0.982	-0.124	0.377
225S	-0.123	-0.228	0.832	-0.434	0.711	0.503	<u>-0.986</u>	0.832	-0.986	0.039
226M	-0.256	-0.829	0.375	-0.964	1.030	0.563	<u>-0.986</u>	1.030	-0.986	-0.152
227L	0.250	-0.460	0.057	-1.409	1.367	0.622	<u>-2.318</u>	1.367	-2.318	-0.270
228A	-0.382	-0.001	-0.672	-1.504	1.367	0.193	<u>-3.319</u>	1.367	-3.319	-0.617

[TOP](#)

Overlap Display

Selected Programs: hydro flexi access turns surface polar antipro

Respective Threshold: 1.9 2 1.9 2.4 2.3 1.8 1.9

The predicted B-cell epitopes are shown in blue colour and underlined.

Sequence	<u>¹VRIKIFMLVTAWLLCCSGVATAAPKTYCEELKGTDTGQACQIQMSDPAYNINISLPSYYPDQKSLENYIAQTRDKFLSAATSSTPREAPYELNITSATYQSAIPPRGTQAVVLKVVQNAGGT</u>
Hydrophilicity	<u>¹VRIKIFMLVTAWLLCCSGVATAAPKTYCEELKGTDTGQACQIQMSDPAYNINISLPSYYPDQKSLENYIAQTRDKFLSAATSSTPREAPYELNITSATYQSAIPPRGTQAVVLKVVQNAGGT</u>
Flexibility	<u>¹VRIKIFMLVTAWLLCCSGVATAAPKTYCEELKGTDTGQACQIQMSDPAYNINISLPSYYPDQKSLENYIAQTRDKFLSAATSSTPREAPYELNITSATYQSAIPPRGTQAVVLKVVQNAGGT</u>
Accessibility	<u>¹VRIKIFMLVTAWLLCCSGVATAAPKTYCEELKGTDTGQACQIQMSDPAYNINISLPSYYPDQKSLENYIAQTRDKFLSAATSSTPREAPYELNITSATYQSAIPPRGTQAVVLKVVQNAGGT</u>
Turns	<u>¹VRIKIFMLVTAWLLCCSGVATAAPKTYCEELKGTDTGQACQIQMSDPAYNINISLPSYYPDQKSLENYIAQTRDKFLSAATSSTPREAPYELNITSATYQSAIPPRGTQAVVLKVVQNAGGT</u>
Exposed Surface	<u>¹VRIKIFMLVTAWLLCCSGVATAAPKTYCEELKGTDTGQACQIQMSDPAYNINISLPSYYPDQKSLENYIAQTRDKFLSAATSSTPREAPYELNITSATYQSAIPPRGTQAVVLKVVQNAGGT</u>
Polarity	<u>¹VRIKIFMLVTAWLLCCSGVATAAPKTYCEELKGTDTGQACQIQMSDPAYNINISLPSYYPDQKSLENYIAQTRDKFLSAATSSTPREAPYELNITSATYQSAIPPRGTQAVVLKVVQNAGGT</u>
Antigenic Propensity	<u>¹VRIKIFMLVTAWLLCCSGVATAAPKTYCEELKGTDTGQACQIQMSDPAYNINISLPSYYPDQKSLENYIAQTRDKFLSAATSSTPREAPYELNITSATYQSAIPPRGTQAVVLKVVQNAGGT</u>

[TOP](#)

[Home](#)